

DIXIE-NARCO

181

Service Bulletin

Date: March 24, 1975
Revised: July 12, 1977

MODELS: All Adaptables and All Serpentine

SUBJECT: Replacement Weld Nut Retainer Plates for underside of cabinet base.

REASON: To provide a weld nut retainer plate to replace original weld nuts which may be broken or knocked out of position.

ORDER AS: A1760.06 - Weld Nut (3/8") Retainer Plate
A1480.06 - Weld Nut (1/2") Retainer Plate

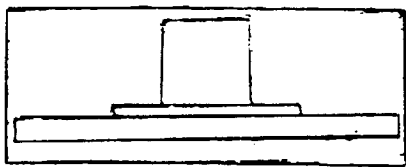


Fig. 1A



Fig. 1B

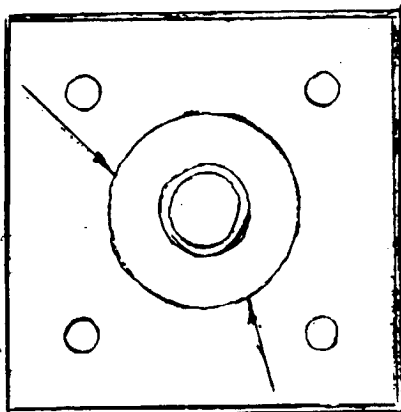


Fig. 2A

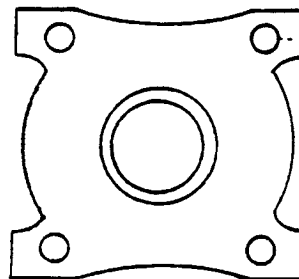


Fig. 2B

- DO THIS:
1. Determine size of nut needed, ie, 3/8" or 1/2".
 2. Using Retainer Plate holes (Fig. 2A) or (Fig. 2B) as a template, drill four (4) 9/64" holes in base so as to locate weld nut in area of nut being replaced.
 3. Position weld nut retainer plate as shown Fig. 1A or Fig. 1B. Secure with the #8-32 x 3/8 Sems screws provided.

KIT CONSISTS OF:

- | | | |
|---|----------------|-------------------------------|
| 1 | A1760.06 | 3/8" Weld Nut Retainer Plate. |
| 1 | A1480.06 | 1/2" Weld Nut Retainer Plate. |
| 8 | 900,200,390.01 | #8-32 x 3/8" Sems Screw. |

Dixie-Narco, Inc.
Service Department